



## 188171 SIFON UNIVERSAL ORO

0mm 25x30 cm./9.8x11.8in. • E050

### Información Técnica / Technical Information

Característica	Norma	Resultado
APTITUD PARA LA LIMPIEZA / APTITUDE FOR CLEANINGNESS	EN-14688	CUMPLE / PASSED
RESISTENCIA A LA CARGA / LOAD TEST	EN-14688	CUMPLE / PASSED
PROTECCIÓN CONTRA EL DESBORDAMIENTO / PROTECTION AGAINST OVERFLOW	EN-14688	CUMPLE / PASSED
DURABILIDAD /DURABILITY	EN-14688	CUMPLE / PASSED

## WASHBASIN

### INSTALLING THE WASHBASIN

#### General

The washbasins sold by DUNE are decorative. The only fixing point required to secure the washbasin to the surface on which it rests is the drain valve.

The drain valve should not be overtightened when installing the washbasin. If it is too tight, it could lead to cracks appearing in the washbasin.

#### Glass

In the case of glass washbasins, you should not use adhesives or silicone to fix them to the base, as this may lead to the back guard breaking due to the adhesive shrinking, which would affect the finish on the visible side. DUNE will not accept any complaints about stains appearing near to the drainage area if adhesives have been used to fix the washbasin to its base.



Glass washbasins should always be handled on a level surface, and avoid subjecting them to bumps and scratches, as breaking the washbasin's back guard would affect the finish on the visible side. DUNE will not accept any complaints about problems with the finish caused by improper handling of its washbasins.

## Stone

The shading of models made from stone may vary as they are manufactured using a natural product composed of veins of varying colours. This should be considered an inherent characteristic of the material which gives each washbasin a unique finish. DUNE will not accept any complaints about shading differences in stone washbasins.

## Cement

As they are highly rigid, cement washbasins may crack due to rough handling, bumps or high pressure in the installation of the drain valve. Handle these products with care.

## CLEANING THE WASHBASIN

It is recommended to use water, neutral soap and a soft cloth for daily cleaning. To prevent limescale stains, we recommend drying the washbasin after use.

## **Ceramic**

These should be cleaned regularly with suitable cleaning products and rinsed with water. Do not use abrasive products to clean them, to avoid scratching the surface of the washbasin.

Repeatedly pouring away high-temperature liquids leads to stresses in the material, which may result in cracks forming to relieve the stresses. To avoid this phenomenon, DUNE advises against pouring high-temperature liquids into the washbasin or to do so gradually.

## **Stone**

We recommend always using pH neutral cleaning products. Cleaning products with an acidic/basic pH may alter the colouring of the washbasin.

## **Metal**

We recommend using soap and water or pH neutral products for cleaning. Do not use abrasive products to clean them, to avoid scratching the surface of the washbasin. Cleaning products with an acidic/basic pH may alter the colouring of the washbasin.

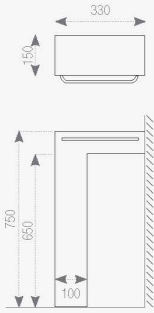
## **Cement**

Do not pour products with a very high temperature into the washbasin, to prevent cracks from forming.

Repeatedly pouring away high-temperature liquids leads to stresses in the material, which may result in cracks forming to relieve the stresses. To avoid this phenomenon, DUNE advises against pouring high-temperature liquids into the washbasin or to do so gradually.

## **PVD (gold/silver finish)**

We recommend using soap and water or pH neutral products for cleaning. Do not use abrasive products to clean them, to avoid scratching the surface of the washbasin. Cleaning products with an acidic/basic pH may alter the colouring of the washbasin.



INSTRUCCIONES DE MONTAJE / ASSEMBLY INSTRUCTIONS  
188623 Pedestal White  
75×33×15 cm./29.5"×13"×6"

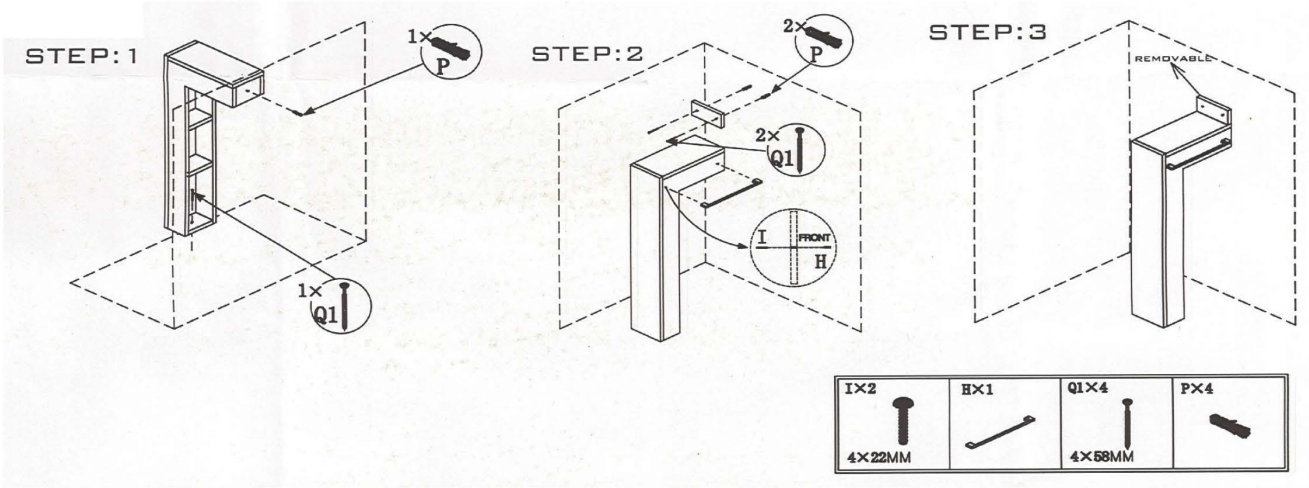
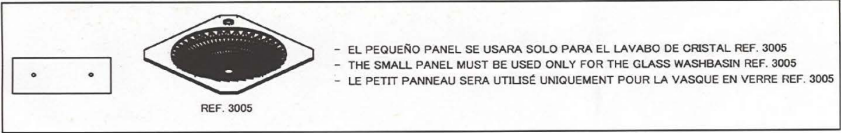


Tabla de adhesivos / Adhesives Table

	Cemento cola C1 C1 concrete glue	Cemento cola C2 C2 concrete glue	Adhesivo epoxidico Epozi adhesive
KERAKOLL	ESPECIAL ECO	H 40 ECO FLEX	SUPERFLEX ECO
MAPEI	TIXOBOND	KERAFLEX MAXI S-1	KERALASTIC T
	Mortero adhesivo látex Latex adhesive mortar		
LATICRETE	Mortar 211 + Laticrete 4237		

## Productos de tratamiento / Treatment products

	Código Code	Descripción Description	Código PHP recomendado Recommended retail price
<b>CRISTAL</b> GLASS	185463	ANTIGLISS	D787
<b>PIEDRA</b> STONE	184507	CERA LIQUIDA PROTECTORA LIQUID PROTECTIVE WAX	D945
	184508	SELLADOR ANTIMANCHAS STAIN-PROF SEALER	D969

## Tabla de pastas de rejuntar / Grouting pastes table

	Pasta de rejuntar cementosa Cement grouting material	Pasta de rejuntar epoxi Epoxy grouting material
<b>KERAKOLL</b>	FUGABELLA ECO PORCELANA	FUGALITE
<b>MAPEI</b>	KERACOLOR FF	KERAPOXY
<b>LATICRETE</b>	LATICRETE serie 1600	-

