

188068 BERLIN EXA TERRA MATT

9mm 21,5x25 cm./8.5x9.8in. • M932

Información Técnica / Technical Information

Icono	Prueba	Norma	Resultado
	DIMENSIONS	UNE EN ISO 10545-2	± 0,5%
	WATER ABSORPTION	UNE EN ISO 10545-3	E ≤ 0.5%
	RESISTANCE TO SURFACE ABRASION	UNE EN ISO 10545-7	CLASE 2 / CLASS 2
	CHEMICAL RESISTANCE	UNE EN ISO 10545-13	GLA
	FLATNESS	UNE EN ISO 10545-2	± 0,5%
	CRAZING RESISTANCE	UNE EN ISO 10545-11	CUMPLE / ACCOMPLISH
	RESISTANCE TO STAINS	UNE EN ISO 10545-14	5
	CHEMICAL RESISTANCE SWIMMING-POOL	UNE EN ISO 10545-13	GA
	SLIP RESISTANCE	UNE 41901 EX	CLASE 2 / CLASS 2
	BREAKING STRENGTH	UNE EN ISO 10545-4:9	>35 N/mm ²
	FROST RESISTANCE	UNE EN ISO 10545-12	CUMPLE / ACCOMPLISH
	RESISTANCE TO THERMAL SHOCK	UNE EN ISO 10545-9	CUMPLE / ACCOMPLISH
	SLIP RESISTANCE	DIN 51130	R10
	SLIP RESISTANCE	DIN 51097	R10

Icono	Prueba	Norma	Resultado
	SLIP RESISTANCE (DCOF)	ANSI A326.3	>0.42
	BREAKING STRENGTH	UNE EN ISO 10545-4	>1300 N

Embalaje / Packing

24.69	24	18.72	41.27	64	0.97	62.21

Usos / Uses

✓	✓	✓	✓	✓	✓	✓	✓	✓	✓

C = CONSULTAR / CONSULT

Icono embalaje

Pieza/m2 Piece/sqm	Piezas/caja Pieces/box	Kg/caja Kg/box	Libras/caja Lbs/box
Cajas/pallet Boxes/pallet	M2/caja sqm/box	M2/pallet Sqm/pallet	

Iconos usos

Outdoor walls Outdoor walls	Outdoor floors Outdoor floors	Indoor walls Indoor walls	Indoor floors Indoor floors
Commercial flooring Commercial flooring	Underfloor heating installation Underfloor heating installation	Shower floor Shower floor	Shower wall Shower wall
Swimming pool. Wall and floor (depth>1,5m) Swimming pool. Wall and floor (depth>1,5m)	Walls high vapor condensation areas Walls high vapor condensation areas		

???

????????????????????

- ??????????????????
- ?????????????????????????????????????????????????????????????????????????????????????
- ????????????????????????????????????????????????????????????????????????????????????? – ?????????????????????????????????????????????????????????????
- ?????????????????????????????????????
- ????????????????????????????????????????????????????????????? DUNE CERÁMICA S.L. ??????

?????—??

1.???????


????????????????????????????????????2mm????????????????????????????????????????????????????????????2%?

2. ????

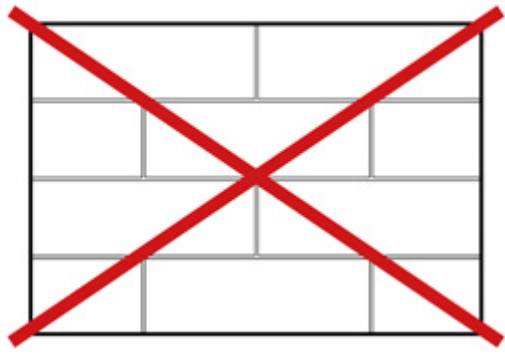
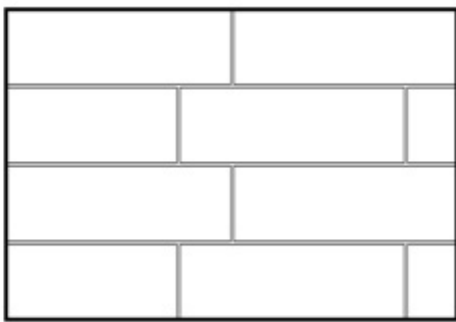
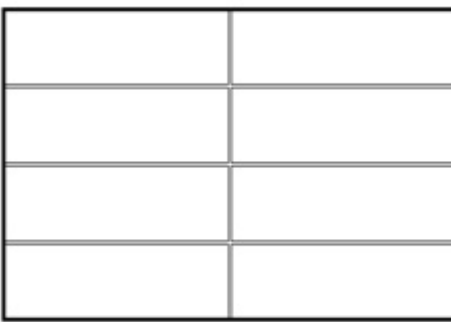
????????????????????????????????????????????????????????????????????????????????????????
????????????????????????????????????/????????????????????????????????????????????????????????
????????????C1????????????????
????????C2????????????????
????????????????????????????

3.??

????????????????????????????????????????????????????????????3mm????3????????????????????????????
????30X60????????????????????????????????????????????????????????????3????????????????????????
?????????????
????????????????????????????????????????????????????????????????????????????????????
????????2mm????????????????????????????????????????3mm?
DUNE????????????????????



????????????????????????????????????????????????????????25%????????????????????25%????????????



????????LUX????????????????????????????????

4.??

????????????????????2mm????????????????????????????????????????????????????????
PH????????????????????????????????
????????????????????????????
????????????????????

